



OPTIMISATION OF ENGINE OPERATING PARAMETERS FOR EUCALYPTUS OIL MIXED DIESEL FUELED DI DIESEL ENGINE USING TAGUCHI METHOD

Tamilvendhan D.¹, Ilangovan V.² and Karthikeyan R.³

¹Department of Mechanical Engineering, Sri Chankarasekharendra Saraswathi Viswa Mahavidyalaya University, Enathur, Kancheepuram, TamilNadu, India

²Department of Mechanical Engineering, Karpagavinayagar College of Engineering and Technology, Maduranthagam, Tamil Nadu, India

³Department of Mechanical Engineering Adhiparasakthi Engineering College, Melmaruvathur, Tamil Nadu, India
E-Mail: tamil_vendhan@rediffmail.com

ABSTRACT

The present investigation used Eucalyptus oil, distilled oil from leaf of eucalyptus as an alternate fuel for diesel fuel. Generally, Eucalyptus oil possesses low cetane number which is not sufficient to operate existing diesel engine. However, this could be admissible along with diesel fuel in the form of blends. Keeping this in mind experiments have been conducted using blends of Eucalyptus oil and diesel fuel to study its replace ability, performance and emission behavior. As the investigation involves three parameters such as blend proportion, injection timing and injection pressure, a simultaneous optimisation method called Taguchi was used in the work. This method requires fewer numbers of trials for fixing optimum levels. This is the primary advantage of this method. As per this method nine trials were experimented and its results were used for optimisation. In addition, an ANOVA was also performed for the parameters to evaluate its percentage contribution over the desired output. The results of the Taguchi experiment showed that the 40Eu blend (40% Eucalyptus oil and 60% diesel) performed better at 29°BTDC injection timing and at 180 bar injection pressure than other blends and had a capacity to cold start the engine. Using the optimum levels, a full range experiment was also conducted using 40Eu blend to compare its performance and emission behavior with standard diesel operation. The results of the full range experiment showed that the 40Eu blend offered approximately 2.5% higher brake thermal efficiency than diesel baseline operation without much worsening the exhaust emission.

Keywords: bio fuels, diesel blends, eucalyptus oil, Taguchi method, engine performance, combustion, emission, optimization.

1. INTRODUCTION

Ever increasing fuel price, continuous addition of on road vehicles, fast depleting petroleum resources and continuing accumulation green house gases are the main reasons for the development of alternative fuels. Many alternative fuels are indentified and tested successfully in the existing engine with and without engine modification. However, research is still continuing in this field to find the best alternative fuel for the existing petro fuel.

Most of the alternative fuels identified today are bio fuels and are having one or few undesirable fuel characteristics which are not permitting them to replace the existing petro fuel completely (Devan P. K. and Mahalakshmi N. V.; 2010). However, the various admission techniques experimented by the researchers are giving good solution to apply larger fraction of replacing fuel in the existing engine.

Bio fuels are renewable, eco-friendly (Robert *et al.*, 1995) and are obtained from bio resources such as plants and animals. Compared to animals, plants are the major contributors in supplying of bio fuels. Generally, plants yield two types of oils namely triglyceride oils (TG

oils) and turpene oils (light oil). Of which, the triglyceride oils are obtained from plant seeds but Eucalyptus oils are obtained from leaves and young twigs of the plant (Devan P. K. and Mahalakshmi N. V.; 2010).

The present investigation used one such oil called Eucalyptus oil; a distilled oil from leaf of eucalyptus in a DI diesel engine as an alternate fuel for diesel oil. But, the insufficient Cetane number of Eucalyptus oil prevents the complete replacement of diesel fuel from the diesel engine. However, the blended form of diesel and Eucalyptus oil displace diesel fuel to large extent and does not require any engine modification. Hence, this investigation mainly focused on the determination of maximum possible diesel replacement by Eucalyptus oil and suitable engine operating parameters for maximum blend operation.

Table-1 details the properties of Eucalyptus oil and its comparison with diesel and gasoline. From the table it is seen that the properties of Eucalyptus oil fall in between the properties of petrol and diesel fuel. Also, few of them are also closer to that of diesel oil (Karthikeyan R. and Mahalakshmi N. V.; 2007) (Table-1).

**Table-1.** Physical and chemical properties of eucalyptus oil.

Properties	Gasoline	Diesel	Eucalyptus oil
Formula	C ₄ to C ₁₂	C ₈ to C ₂₅	C ₁₀ H ₁₈ O
Molecular weight	105	200	154
Composition % Wt	C ₈₈ H ₁₅	C ₈₇ H ₁₆	-
Density kg/m ³	780	830	913
Specific gravity	0.78	0.83	0.918
Boiling point ° C	30-220	180-340	175
Viscosity c St	0.4	3-4	2.0
Latent heat of vaporization kJ/kg	350	230	305
Lower heating value kJ/kg	43,890	42,700	43,270
Flash point ° C	- 43	74	53
Auto ignition temperature ° C	300-450	250	300-330
Flammability limit % volume	1.4	1.0	0.8
Cetane number		40-55	

Usually, alternative fuels are tested in the existing engines that use petrol or diesel as fuel. These engines are specially designed for it and also optimised for it. Using of new kind of fuel in this engine may lead to change of performance, which may not be optimum for it. Hence, the test engine parameters such as injection timing and injection pressure must be modified for the new kind of fuel considered for the application. This experiment involves three parameters such as injection timing, injection pressure and blends composition. Hence, a method called Taguchi was tried in this experiment to optimise the above parameters in lesser number of trials.

After the determination of optimum level of parameters, a full range experiment was conducted using the selected blend at the optimum engine setting. The results of the full range of experiment were then compared with standard diesel operation. An ANOVA was also performed for the involved parameters to check the percentage contribution of parameters over the desired response.

1.1 Eucalyptus oil

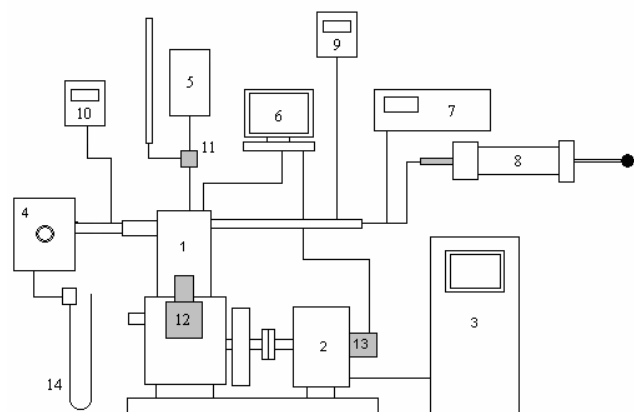
Eucalyptus oil is the generic name for distilled oil from the leaf of Eucalyptus, a genus of the plant family Myrtaceae native to Australia and cultivated worldwide. The leaves of selected Eucalyptus species are steam distilled to extract eucalyptus oil. The main chemical components of eucalyptus is 1, 8-cineole.

Eucalyptus is a tall evergreen tree. It attains the height of more than 100 meter. The adult leaves are 15 to 30 cm long and 2 to 5 cm broad. Eucalyptus oil has a history of wide application, as a pharmaceutical, antiseptic, repellent, flavoring, fragrance and industrial uses. The cineole (eucalyptol) based oils can also be used

as an insect repellent and biopesticide. Eucalyptus oil has been used as an effective way of killing dust mites.

2. EXPERIMENTAL SETUP

The engine setup shown in Figure-1 used for experimental investigation is a single cylinder, air cooled, and vertical and direct injection diesel engine.

**Figure-1.** Experimental setup.

1- Diesel Engine; **2-** Eddy current Dynamometer; **3-** Dynamometer Control; **4-** Anti pulsating Drum; **5-** EU blends; **6-** P-IV computer with DAQ; **7-** Gas Analyzer Fumigator; **8-** Smoke sampling pump; **9-** Exhaust temperature indicator; **10-** Air inlet temperature indicator; **11-** Two way valve; **12-** Fuel Injection Pump; **13-** Crank angle encoder; **14-** Manometer.

It is capable of developing 4.4 kW at a constant speed of 1500 rpm and coupled to an eddy current dynamometer. The inlet side of the engine consists of anti-pulsating



drum, air heater and air temperature measuring device. The exhaust side of the engine consists of EGT indicator, exhaust gas analyzer and smoke sampler. The setup also consists of a separate fuel measuring device for measuring consumption of diesel-eucalyptus oil blends. A 64 bit DAQ system is also provided with the test rig to acquire crank angle and cylinder pressure data.

3. METHODOLOGY

Bi-fueling or blending is the simplest technique for admitting low Cetane fuels in high compression engines. According to this method the fuel selected for investigation is mixed with standard diesel oil in various proportions on volume basis and its properties such as calorific value and viscosity were evaluated before admission.

Among the prepared blends, the low Eucalyptus oil blends such as 10Eu and 20Eu were not considered for experimentation as these blends are not providing higher diesel replacement. Other blends such as 30Eu, 40Eu and 50Eu were considered for experimentation. This experiment involves three parameters such as injection timing, injection pressure and blends composition. Hence, a method called Taguchi was tried in this experiment to optimise the above parameters in lesser number of trials.

3.1 Taguchi method of optimisation

Taguchi method is a simplest method of optimising experimental parameters in less number of trials. The number of parameters involved in the experiment determines the number of trials required for the experiment. More number of parameters led to more number of trials and consumes more time to complete the experiment. Hence, a method called 'Taguchi' was tried in the experiment to optimise the levels of the parameter involved in the experiment.

This method uses an orthogonal array to study the entire parameter space with only a small number of experiments (George *et al.*, 2004). To select an appropriate orthogonal array for the experiments, the total degrees of freedom need to be computed. The degrees of freedom are defined as the number of comparisons between design parameters that need to be made (Yang and Tarn; 1998). The present study uses three factors at three levels and hence, an L_9 orthogonal array with four columns and nine rows were used (Palani and Murugan; 2006) for the construction of experimental layout (Table-2). The L_9 has four columns and nine rows and the parameters such as injection timing, injection pressure and blend proportions are arranged in column 1, 2 and 4, and column 3 is used for the error of the experiment (Table-3).

Table-2. Process parameters and their levels.

Symbol	Parameters	Units	Level 1	Level 2	Level 3
A	Injection timing	CA BTDC	27	29	31
B	Injection pressure	bar	170	180	190
C	Blend	% Eucalyptus oil	30	40	50

Table-3. Layout of L_9 orthogonal array.

A	B	Error	C
1	1	1	1
1	2	2	2
1	3	3	3
2	1	2	3
2	2	3	1
2	3	1	2
3	1	3	2
3	2	1	3
3	3	2	1

According to this layout, nine experiments were designed and trials were selected at random, to avoid systematic error creeping into the experimental procedure (Palani *et al.*, 2004). For each trial the brake thermal efficiency was calculated and used as a response parameter. Taguchi method uses a parameter called signal to noise ratio (S/N) for measuring the quality

characteristics. There are three kinds of signal to noise ratios are in practice. Of which, the higher-the-better S/N ratio was used in this experiment because this optimisation is based on higher BTE. The taguchi method used in the investigation was designed by statistical software called 'Minitab Release 15' to simplify the taguchi procedure and results.

A full range experiment for the selected blend was also conducted for after modifying the engine operating parameters. This is mainly to compare the performance and emission characteristics of Eucalyptus oil-diesel blend with standard diesel operation.

4. RESULTS AND DISCUSSIONS

4.1. Taguchi method of optimisation

The present study uses three factors at three levels and each one has two degrees of freedom. Also, the interactions between the parameters are neglected as the parameters are independent. Hence, an L_9 orthogonal array with four columns and nine rows were used to design Taguchi experiment. The factors considered for experiment and its levels are shown in Table-2. The experimental layout of L_9 orthogonal array used for the



experiment is given in Tables 3 and 4. The list of S/N ratio for the response parameter (BTE) is given in Table-5.

Table-4. Layout of orthogonal experiments.

A	B	C
27	170	30
27	180	40
27	190	50
29	170	40
29	180	50
29	190	30
31	170	50
31	180	30
31	190	40

Table-5. S/N ratios of brake thermal efficiency.

Inj. Timing	Inj. pressure	Blend	BTE SNR
27	170	30	28.04
27	180	40	28.25
27	190	50	27.27
29	170	40	28.72
29	180	50	27.85
29	190	30	28.59
31	170	50	26.85
31	180	30	27.98
31	190	40	28.01

Figure-2 shows the response graph of Taguchi experiment. It was used for selecting the optimum level of the parameters. The peak value of each graph is considered as the optimum points as these points are offering highest S/N ratios. The optimum points obtained from the response graph is listed in Table-6. These optimum parameters were used for the full range experiment.

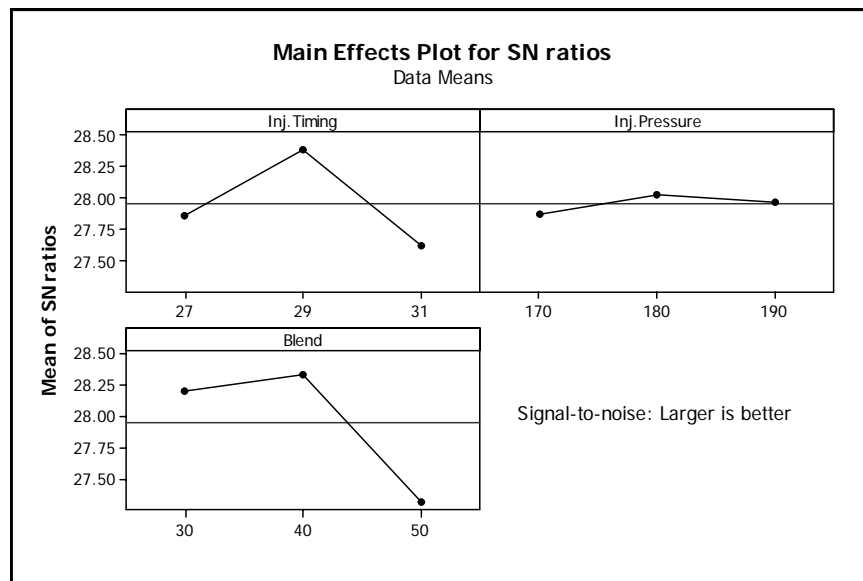


Figure-2. Response graph for orthogonal experiments.

Table-6. Optimum points from the response graph.

Parameters	Value
Injection timing	29°BTDC
Injection pressure	180 bar
Blend proportion	40Eu

4.2. Analysis of variance (ANOVA)

The purpose of analysis of variance (ANOVA) is to investigate the percentage contribution of variance over the response parameter. Statically, there is a tool called an

F-test named after Fisher to check the significance of variance on the output characteristic (Yang and Tarn; 1998). Usually, when $F > 4$ means the change of the design parameter has a significant effect over the output characteristic. Table-7 indicates the percentage contribution of various parameters involved in Taguchi experiments. A parameter called blend proportion has the highest contribution over output characteristic whereas the injection pressure has the lowest contribution compared to other two parameters. This means that the change of injection pressure has insignificant effect over the output characteristics.

**Table-7.** ANOVA for the variance involved in Taguchi experiment.

Parameters	DOF	SS	MS	F	Contribution (%)
Inj. timing	2	0.895	0.469	72.15	32
Inj. pressure	2	0.084	0.019	2.9	3
Blend	2	1.76	0.905	139.23	63
Error	2	0.06	0.0065		2
Total	8	2.799			

4.3. Experiment of maximum blend at optimum setting

Using the optimum levels arrived by Taguchi method of optimisation a full range experiment was conducted and its results were compared with diesel baseline operation.

4.3.1 Brake thermal efficiency

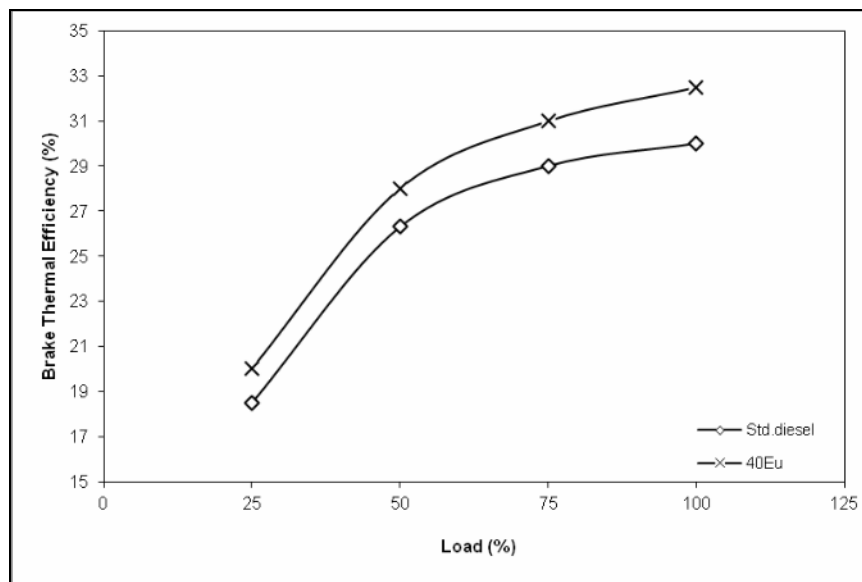
Figure-3 shows the variation of brake thermal efficiency of 40Eu blend with load. It shows comparatively higher brake thermal efficiency for 40Eu blend than that of reference fuel, at all loads. This may be due to the presence of high volatile Eucalyptus oil in the blend. Basically, cineole is major component of Eucalyptus oil. It decomposes easily at low temperature and releases more intermediate compounds (lighter HC fractions) immediately after injection. These may be the

reasons for better performance of 40Eu than that of standard diesel operation.

The presence of Eucalyptus oil in the blend causes longer ignition delay and rapid combustion. During longer ignition delay engine accumulates more fuel before the commencement of combustion and releases more fraction of heat during the premixed phase of combustion. This leads to higher cylinder pressure and higher brake thermal efficiency.

The improved volatility, increased heat content and improved air entrainment could be the other reasons for higher thermal efficiency of 40Eu blend.

The maximum brake thermal efficiency obtained with 40Eu blend is 32.5% and it is 2.5% higher than that of standard diesel operation.

**Figure-3.** Variation of brake thermal efficiency with load.

4.3.2 CO emission

Figure-4 compares the CO emission of 40Eu blend with standard diesel operation. It shows higher CO emission for 40Eu blend than that of reference fuel at all loads. This may be due to the presence of considerable portion of lighter fuel (Eucalyptus oil) in the 40Eu blend. The presence of lighter fuel in the blend causes longer ignition and releases more heat during the first phase of combustion. This leads to higher combustion temperature

and higher exhaust gas temperature and consequently yields low volumetric efficiency. Hence, the injected blend finds relatively lower oxygen and emits more CO. This may be one of the main reasons for high CO emission at all loads.

More fuel admission and poor fuel utilization are the other reasons for high CO emission at high loads. The CO emission of 40Eu at full load is 20% higher than reference fuel.

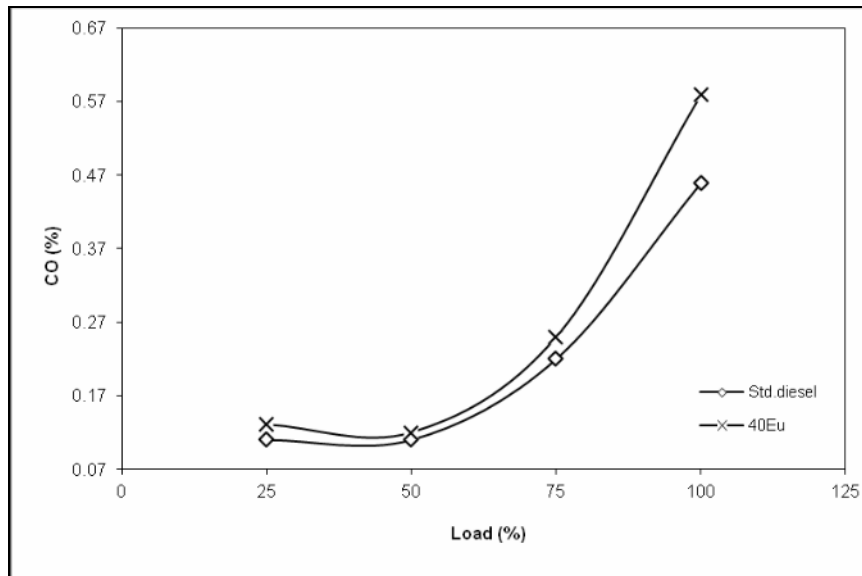


Figure-4. Variation of CO emission with load.

4.3.3 HC emission

Figure-5 compares the HC emission of 40Eu blend with standard diesel operation. It shows lower HC emission for 40Eu blend than that of reference fuel at all loads. This may be due to the production of higher combustion temperature, simple molecular structure and

unstable nature of Eucalyptus oil. The higher volatility and better air entrainment are considered as the probable reasons for lower HC emission.

The HC emission of 40Eu at full load is 210ppm, which is 35ppm lower than reference fuel.

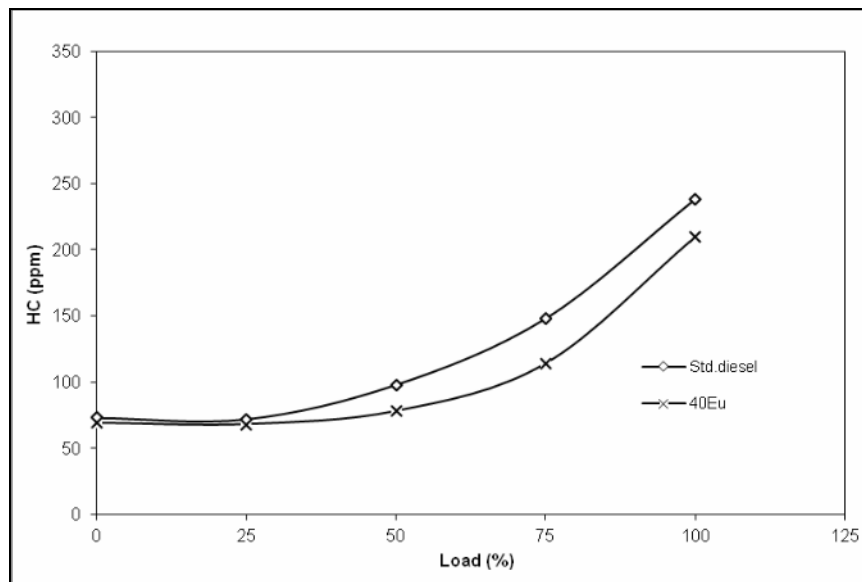


Figure-5. Variation of HC emission with load.

4.3.4 NOx emission

Figure-6 shows the variation of NOx emission with engine load. It shows that the NOx emission of 40Eu blend is higher than standard diesel operation at all loads. This may be due to the cetane suppressing property of Eucalyptus oil. Usually, low cetane fuels offer longer ignition delay and release more heat during the premixed

phase of combustion. This causes higher combustion temperature and enhances the reaction between oxygen and nitrogen and consequently yields more NOx compounds.

The maximum NOx obtained with 40Eu at full load is 1380ppm, which is 220ppm higher than reference fuel.



www.arpnjournals.com

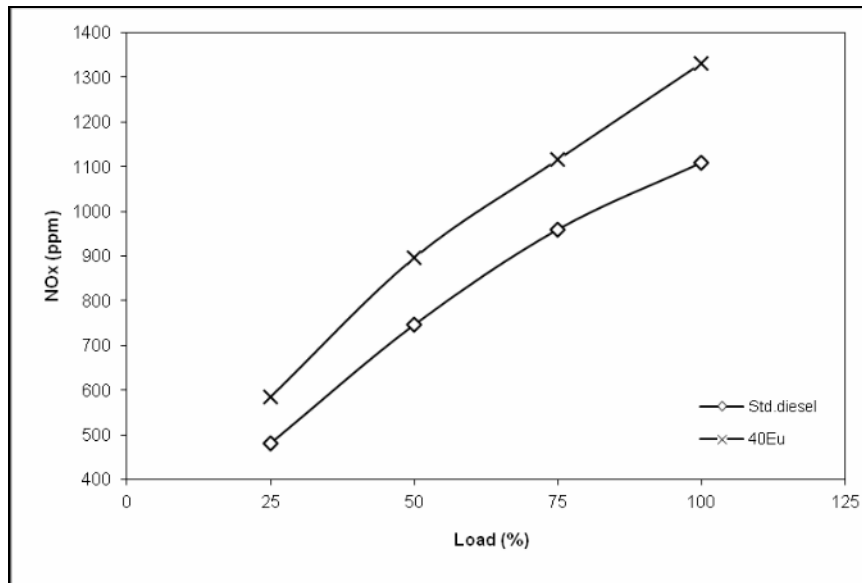


Figure-6. Variation of NOx emission with load.

4.3.5 Smoke intensity

Figure-7 compares the Bosch Smoke Number (BSN) of 40Eu blend with standard diesel operation at various engine loads. It is observed that the 40Eu blend shows higher reduction of smoke at all loads. More specifically, at full load, it offers 50% lower smoke than that of standard diesel operation. This is due to the

production of higher combustion temperature and rapid release of intermediate compounds.

The production of intermediate compounds splits the spray particle into finer one and provides least chances for formation of soot. This may be the main reason for lower smoke emission of 40Eu blend.

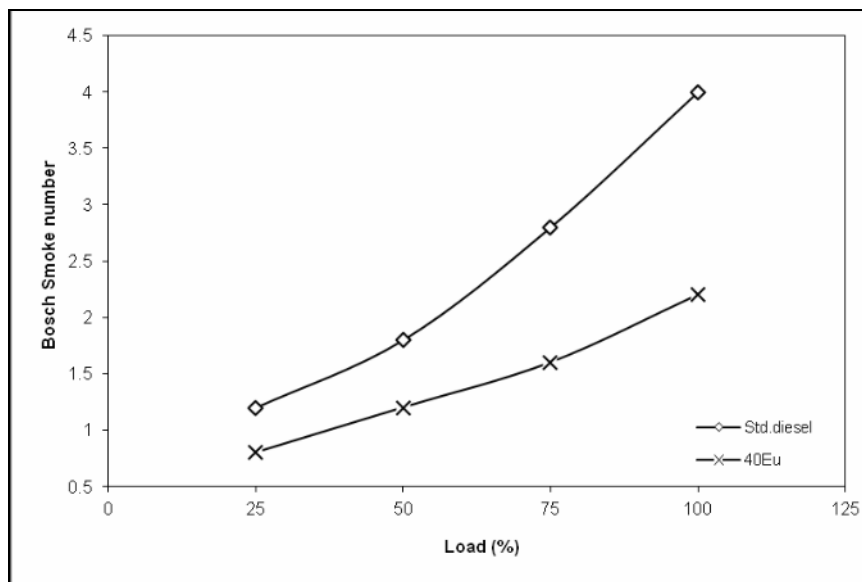


Figure-7. Variation of Bosch smoke number with load.

4.3.6 Ignition delay

Figure-8 compares the cylinder pressure diagram of 40Eu with standard diesel operation at full load. It

shows that the combustion of 40Eu occurs approximately 3 degrees later than standard diesel operation and produces peak pressure 5 degrees after TDC.

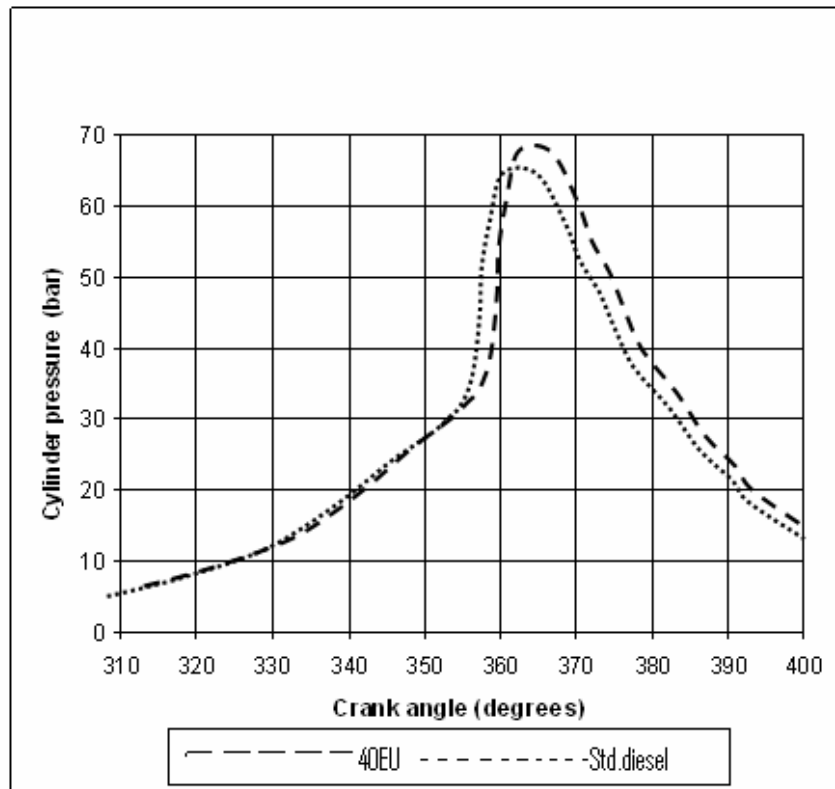


Figure-8. Variation of cylinder pressure with crank angle at full load.

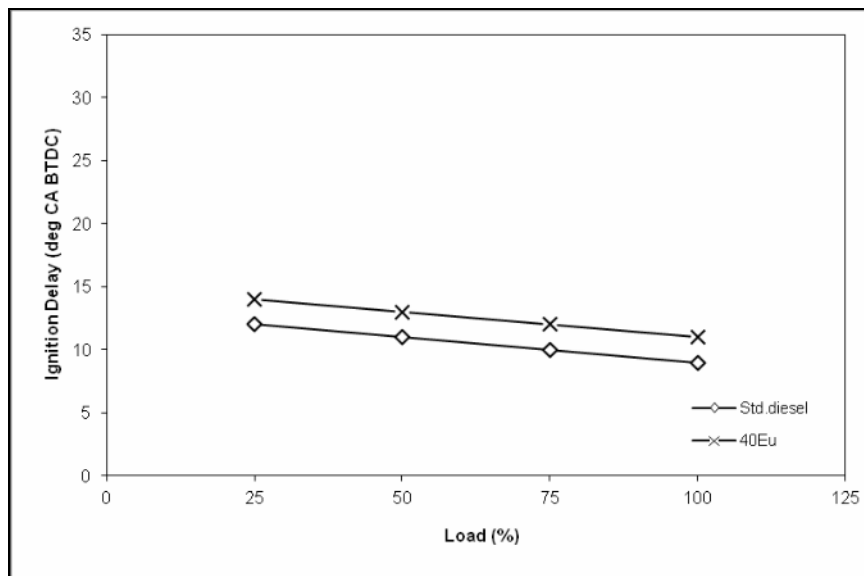


Figure-9. Variation of ignition delay with load.

Figure-9 depicts the variation of ignition delay with engine load. The ignition delay of 40EU blend is longer than that of standard diesel operation at all loads. This may be due to the reduction of charge temperature by evaporative cooling and the higher latent heat of vaporization.

The ignition delay of 40Eu blend at full load is 11degrees. It is 3 degrees longer than standard diesel operation.

4.3.7 Heat release rate

Figure-10 compares the heat release rate of 40Eu blend with standard diesel operation at full load. From the Figure, it is seen that the two phase of combustion is clearly visible and distinguishable. The first phase of combustion is higher than that of standard diesel operation as it has low cetane number and offers longer ignition delay. This is the main reason for higher brake thermal



efficiency, shorter burn duration and higher peak pressure of 40Eu blend.

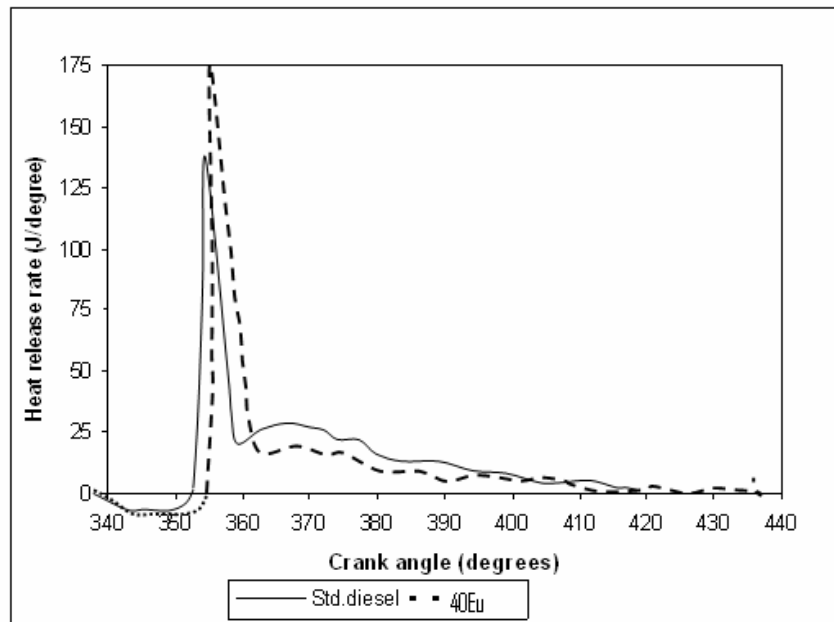


Figure-10. Variation of net heat release rate at full loads.

5. CONCLUSIONS

Based on the experimental investigations conducted on a single cylinder DI diesel engine using Eucalyptus oil mixed diesel fuel the following major conclusions are arrived.

- The results showed that the mixing of Eucalyptus oil with diesel fuel up to 40% increases brake thermal efficiency by 2.5% from the reference fuel;
- Taguchi method of optimisation predicted optimum level of parameters within 9 trials and the 40Eu blend found working satisfactorily at optimum setting;
- Comparatively a slighter increment in NO_x emission was found while working with 40Eu blend at optimum setting;
- Approximately 50% smoke reduction was achieved with 40Eu operation; and
- A smaller on shoot of CO was found with 40Eu operation at full load.

The results also proved that the blending of Eucalyptus oil with diesel fuel up to 40% increases the engine performance without much worsening its emission.

REFERENCES

Devan P.K. and Mahalakshmi N.V. 2010. Combustion, Emission and Performance Characteristics of Diesel engine Fueled with Eucalyptus oil with an Ignition Enhancer. *International Journal of Green Energy, Energy and Environment*. 1(1): 40-49.

Robert J. Last, Micheal Kruger, Manfred Durnholz. 1995. Emissions and Performance Characteristics of A 4- Stroke, Direct Injected Diesel Engine Fueled With Blends of

Biodiesel and Low Sulfur Diesel Fuel. *SAE Trans.*, 950054. pp. 1-13.

Karthikeyan R. and Mahalakshmi N.V. 2007. Performance and emission characteristics of a turpentine - diesel dual fuel engine. *Energy the International Journal*. 32(7): 1202-1209.

P.M. George, Nisha Pillai, Nisha Shah. 2004. Optimization of shot peening parameters using Taguchi technique. *Journal of Materials Processing Technology*. 153-154: 925-930.

W.H. Yang, Y.S. Tarn. 1998. Design optimization of cutting parameters for turning operations based on the Taguchi method. *Journal of Materials Processing Technology*. 84: 122-129.

P.K. Palani and N. Murugan. 2006. Ferrite number optimisation for stainless steelcladding by FCAW using Taguchi technique. *Int. J. Materials and Product Technology*. 4: 422-429.

P. K. Palani, N. Murugan and B. Karthikeyan. 2006. Process parameter selection for optimising weld bead geometry in stainless steel cladding using Taguchi's approach. *Materials Science and Technology*. 22: 10.